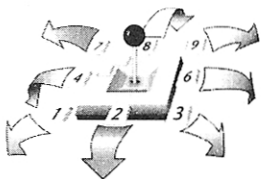




Mouse controls are identical to those of the joystick.
 joystick button #1 = left mouse button
 joystick button #2 = right mouse button

FLIGHT MOVEMENTS



THRITTLE

while in cockpit view



Throttle Control 1..9 keys
 Increase Throttle + key
 Decrease Throttle - key

RUDDER

while in cockpit view



< Left Rudder
 > Right Rudder

VIEW COMMANDS

Cockpit Views

- F1 Look Forward
- F2 Look Back
- F3 Look Left
- F4 Look Right
- F5 Look Up
- F6 Look Down

External Views

- F1 View front
- F2 View rear
- F3 View left side
- F4 View right side
- F5 View bottom
- F6 View top
- F7 Chase view

FIRE MACHINE GUN

Press Spacebar from keyboard.
 Press **Button #1** from joystick.
 Press **Left Button** from mouse.
 Press 'U' key to unjam machine gun.

FLIGHT LEADER COMMANDS

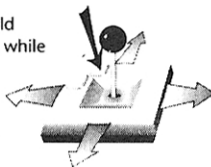
DROP BELOW Press D
 JOIN Press J
 ATTACK Press A
 MINOR WING ATTACK Press M
 WARNING Press W

VIEW COMMANDS


Switch between external/internal views:
 Press **Button #2** from joystick.
 Press ENTER from the keyboard.

From any outside view, press Ctrl-F1.. F10 to save off the current view.
 To switch to any of these saved views use Alt-F1.. F10.

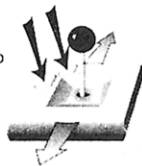
Press & hold **button #2** while inside to look left, right, fore & aft.



Press & hold **button #2** while outside to move viewpoint around plane.



Press & hold **both buttons** to move viewpoint toward and away from plane.



KEYBOARD HOT KEYS

ESC End Mission
 Alt-R Realism Menu
 F-10 Preferences Panel
 Alt-S Sound Effects ON/OFF
 Alt-M Music ON/OFF
 Alt-C Calibrate Joystick
 Alt-J Joystick ON/OFF
 Alt-D Mouse ON/OFF
 P Pause
 C Time Compress ON/OFF
 U Unjam Gun
 Alt-Q Quit to DOS